(

)

1

2

Ẁ

4

6

2015 6 10

5,000

5%

2016 6 22

[2016]551 2017 5

7 100%

100%

3

□ √

□ √

√ □

1

□ √

2

□ √

√ □

□ √

“ + ”

“ + + + ” SaaS

36

1

POS

2

□ √

2001

——

IT

POS

A

7.06%

198 60

4	338	167

2019

137,609.88 54.21% 15,541.56

128% 14,162.76 138.93%

“ + + + ”

20-30%

SaaS AI

36

2018 100% 30%

SaaS

30 40 “AMAZON GO”

10,752.08 24.62%

72%

√ □

√ □

√ □

1

3

□ √

4

□ √

5

√ □

1

√ □

2

√ □

6

1

□ √

2

□ √

3

□ √

у

2

√ □

					π								

2019
08 1 5,760 -302.0 -2.13%
4

72%



2017 “

”

“ ”

√ □

“ ”

√ □

√ □

Ĭ

√ □

√ □

√ □

√ □

√ □

ţ ┐ Ṅ Ж

287,990 2015 4,348,640

2019 3 4

2019-020 287,990 2018 3 4

2019 4 24 2015

2018 “ ” 2 “

2015 2018 2015 30% 2018

6% ”

2018 9,853.97 192,321.15

5.12% 6% 2015

2015 2015 2015

4,348,640 2019 5 23

2015

2019-064 2015

4,348,640 2019 5 23 2015

2017

2019 2 22 2017

6 2017

2017 2016 ,

2019 6 18 2019

2019 6 6

2019-085

72%

2019 00 Ц ó Ѳ . Ţ Ǝ Ů ſ

2018 03 2018 12
220,000 8,000
22 28

						28		
	2019 04 26	250,000	2019 06 28	8,000		2019 06 28 2019 12 19		

2

√ □

2019 5 30

3 3

2019

2019 5 31

2019-070

2019 5 30 2019 6 14

2019 6 18 2019 2019 7 11 2019

1

2019 5 31

2019-074 2019 6 6

2019-089 2019 6 14

2019-090 2019 5 31

2019-073 2019 6 26 2019-095

2

2019 5 31 2019-71 2019

6 14 2019-090

1 2019 2 27

1 15.00 / 19.00 / 333.3333

-666.6666 263.1578 -526.3157

2

3

4

2019 2 28

2019-014

2

1 3,526,268

0.73% 17.17 / 10.91 / 53,898,404.60

2 2019 8 2 3,526,268

0.73% 17.17 / 10.91 / 53,898,404.60

13,365.72

3

2019 8 5

2019-106

2019 5 30 2019 6 25

< >

2019 5 31 2019 6 25

1 2017

2019 4 24 2017

2017

100% 94,660.12

2019 4 26 2017

2019-040

2

2019 4 24

“

” “ 20% ”

36,552,941.02

2019 4 26

2019-039

√ □

2019 2 22

5

4.9 98% 0.1 2% 2018

12 3 2018 2019 2 22

2019 2 22

2019-006

2018

1

2019 4 24 2018

2018 61,485,249.97 (

) 2018 2018
152,349,109.16 150,000,000.00
2019 4 26 2018
2019-057
2
2019 4 24 2018
( ) 2018
2018 208,022,148.12 90,000,000.00 2018

2019 4 26 2018
2019-058

2019 6 5 2019
2019 6 18 2019

2019 6 6
2019-087 2019-086

1

□ √

√ □

3,526,268

0.73% 17.17 / 10.91 / 53,898,404.60

□ √

√ □

□ √

2

√ □

	1,350		450	1,800	2019 6	2019 12 26
					25	
					2019 12 26	
					25%	
					6	

	20,519,254		20,519,254
	16,667,394		16,667,394
	15,550,000		15,550,000
215	12,629,499		12,629,499
LOF	12,000,000		12,000,000
	11,432,176		11,432,176
	7,747,657		7,747,657
156	6,747,560		6,747,560
	6,324,347		

□ √

√ □

√ □

			2019 05 30	
			2019 05 30	
			2019 06 14	
			2019 07 11	2019
			2019 06 18	2019
			2019 05 30	
			2019 05 30	
			2019 05 30	
			2019 06 18	
			2019 06 25	



3

4

6

2.

3.

4.

			%	%
			96.32	96.32
			100.00	100.00
			100.00	100.00
			100.00	100.00
Nexgo, Inc.			100.00	100.00
			100.00	100.00

1

Š

ο

2

3

7

1

2

8

9

1.

2.

4.

5.

6.

2

3

4

5

16

17

18

1

2

19

20

21

22

1

2

1.
2.
3.
4.

5.

23

24

1

2

3

25

1

3

4

27

28

29

30

1

1

2

2

1)

2 .

ي

32

1

2

33

34

1

2

3

4

35

36

1

2

37 **377167Ñ**

3

4

38

41 /

1

2

3

42

1

2

1

2

3

4

1

□ √

2

4

单位名称	是否为关联方	账面余额	占总额比例
第一名	[illegible]	[illegible]	[illegible]
[illegible]	[illegible]	[illegible]	[illegible]
[illegible]	[illegible]	[illegible]	[illegible]
[illegible]	[illegible]	[illegible]	[illegible]
[illegible]	[illegible]	[illegible]	[illegible]
[illegible]	[illegible]	[illegible]	[illegible]
[illegible]	[illegible]	[illegible]	[illegible]

5

6

6

□ √

□ √

7

1

2

序号	单位名称	是否为关联方	账面余额	占总额比例
1	湘潭市电线电缆有限公司	否	2,339,155.00	13.49%
[illegible]	湘潭市电线电缆有限公司	[illegible]	[illegible]	[illegible]
[illegible]	[illegible]	[illegible]	[illegible]	[illegible]
[illegible]	[illegible]	[illegible]	[illegible]	[illegible]
[illegible]	[illegible]	[illegible]	[illegible]	[illegible]
[illegible]	[illegible]	[illegible]	[illegible]	[illegible]

8

1

□ √

2

□ √

3

9

□ √

1

2

3

4

10

□ √

11

12

□ √

2

3

17

“ ” 2019 1 1

1 “ ” “ ”

2 “ ” “ ”

3 2019 2018

1

2

3

4

5

6

22

1

24

□ √

25

26

1

2

27

28

1

2

29

5

31

□ √

32

1

2

33

41

1

2

3

45

1

46

1

2

3

4

47

48

1

2

49

1

2

50

□ √

51

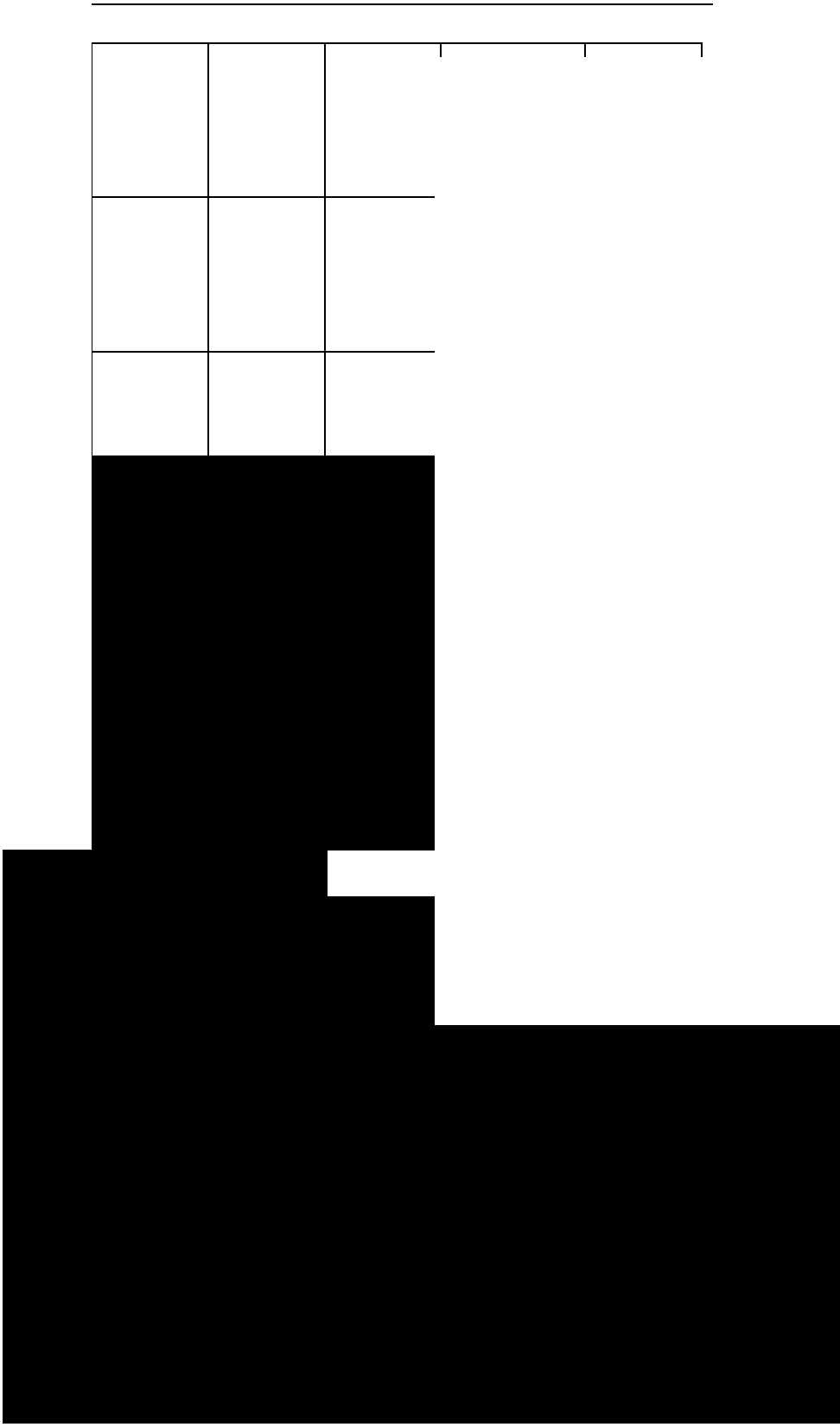

56

57

[redacted]								
√	й			a				

60

@

63

64

65

66

67

68

69

70

71

72

□ √ Λ نم Œ – ˘

3

4

5

6

79

1

2

3

4

80

81

82

1

2

□ √

83

84

1

2

□ √

85

1

1

2

3

4

□ √

5

6

3

3

4

□ √

□ √

5

6

1

1

4

5

2

1

2

3

1

2

3

4

5

6

7

8

4

5

6

1

2

3

4

5

6

7

8

9

1

2

3

4

5

1

2 / /

3

4

5

6

7

2

√ □

3

□ √

4

2015
2019 2 22 2015
3 2015
2015 2015 ,
287,990 2015 4,348,640
2019 3 4
2019-020 287,990 2018 3 4

2019 4 24 2015
2018 “ ” 2 “
2015 2018 2015 30% 2018
6% ”
2018 9,853.97 192,321.15
5.12% 6% 2015
2015 2015 2015
4,348,640 2019 5 23
2015
2019-064
2 5 ˽ Ţ Ů ƛ

2017

2019 2 22 2017

6 2017

2017 2016 ,

312,288 2017 7,507,843

2019 3 4

2019-064 ‸ ج ž Ž Ţ p 4 ' 2- ك Ä

‿ Ĭ M i 0g Á pyÀŽ ‡ p o33GGÍ Ä } €Õp|

2

3

1

2

3

4

1

1

2

2

3

1

2

4

5

6

1

2

3

4

7

72%

2019 5 30 72%

5%

“ ” “ ”

“ ”

31% 20% 21%

72% 28%

8,000 100% 72% 5,760

72% 2019-069

2019 6 26 1,152

72% 2019-098

2019 5 30

3 3

2019

2019 5 31

2019-070

8

2019 2 27

1 15.00 / 19.00 / 333.3333

-666.6666 263.1578 -526.3157

2

3

4

2019 2 28

2019-014

1 3,526,268 0.73% 17.17 /

10.91 / 53,898,404.60 13,365.72

2 3,526,268 0.73%

17.17 / 10.91 / 53,898,404.60

13,365.72

2019 8 5

2019-106

2015

2019 2 22 2015

3 2015

2015 2015 ,

287,990 2015 4,348,640

2019 3 4

2019-020 287,990 2018 3 4

2019 4 24 2015

2018 “ ” 2 “

2015 2018 2015 30% 2018

6% ”

2018 9,853.97 192,321.15

5.12% 6% 2015

2015 2015 2015

4,348,640 2019 5 23

2015

2019-064 2015

4,348,640 2019 5 23 2015

2017

ğ Ů ž p M Å ń Ů ž p M

ę' Ů ž ø p M

20 ; Ā

å ´ ` ‘

2

3

4

单位名称	期末余额	占应收账款期末余额的比例(%)
第一名	5,397,606.68	30.62%
第二名	5,194,005.50	29.47%
第三名	1,564,931.05	8.88%
第四名	711,882.86	4.04%
第五名	528,696.56	3.00%
[redacted]	[redacted]	[redacted]

5

6

2

1

□ √

2

3

□ √

3

1

2

3

4

□ √

5

6

1

√ □

□ √

2

3

1

□ √

2

□ √

3

4

20 20